

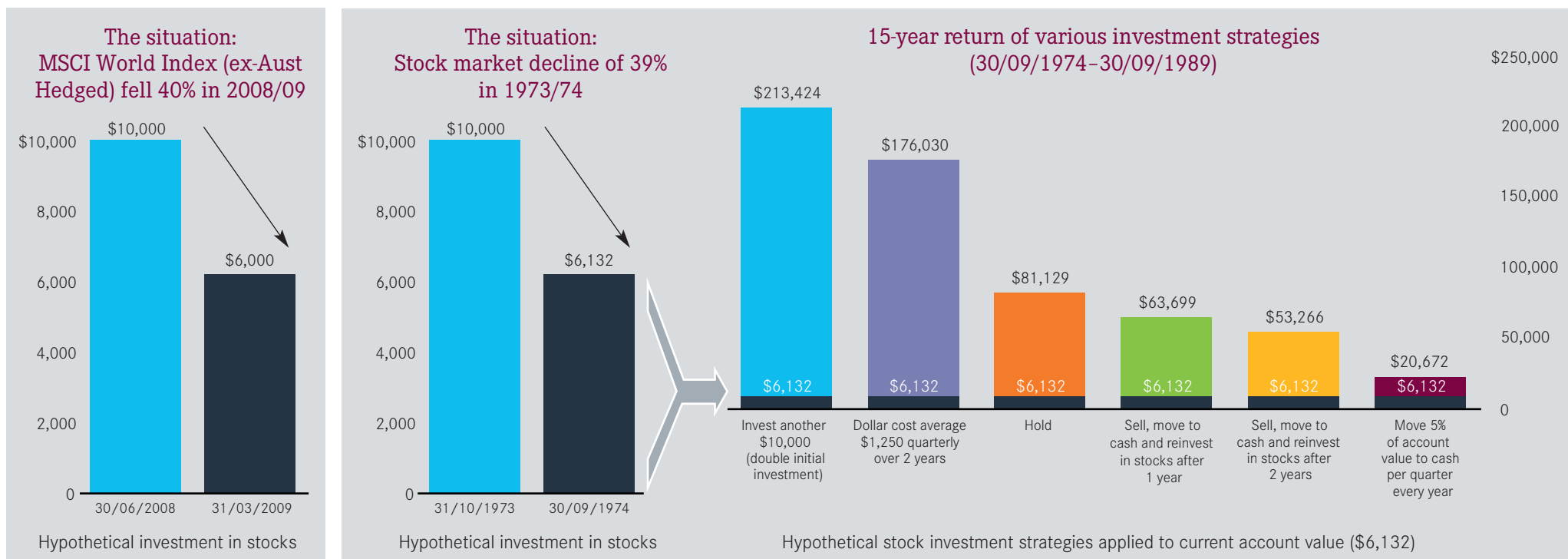
Different investment strategies following stock market declines

Global Equity Markets

During 2008, the MSCI World Index (ex-Aust hedged) fell approximately 40%. This is not the first time that the stock market has declined substantially over a relatively short period. It is challenging for investors to know what investment approach to take in this situation: should they stay invested, add more money to the portfolio or switch into cash for a while?

As a hypothetical example, we have shown a \$10,000 initial investment before the stock market decline of 39% in 1973/4 and demonstrated how different investment strategies would have fared in the subsequent 15 years. These 15 years were characterised by both rising markets as well as two periods in 1990 and 2000/2 when the market declined by 24% and 46% respectively.

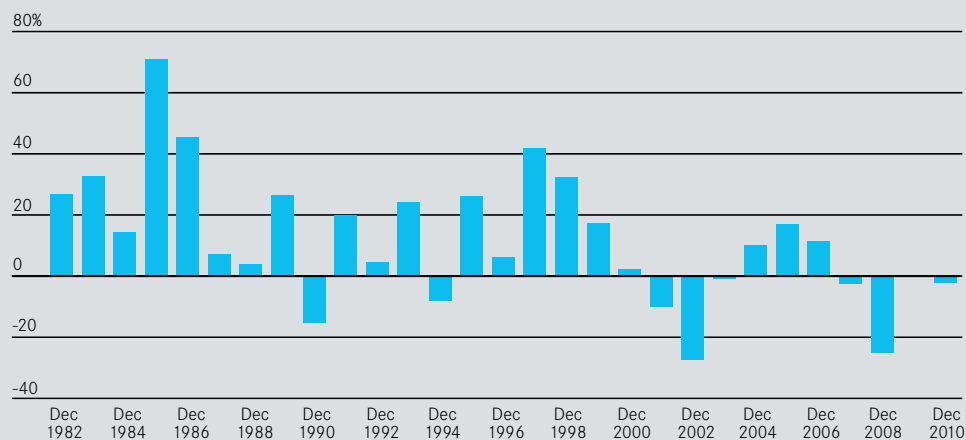
Our calculations show that moving to an all-cash portfolio for two years might seem like the best idea but would not have been the best course of action for a long-term, growth-oriented investor. Doubling the initial investment achieved the highest gains, but may feel extremely risky during an uncertain market. A more attractive option may be dollar-cost averaging, which involves investing a fixed amount of money at regular intervals. This can help to reduce exposure to short-term market volatility by spreading an investment over time and, in this case, resulted in a final portfolio worth \$176,030.



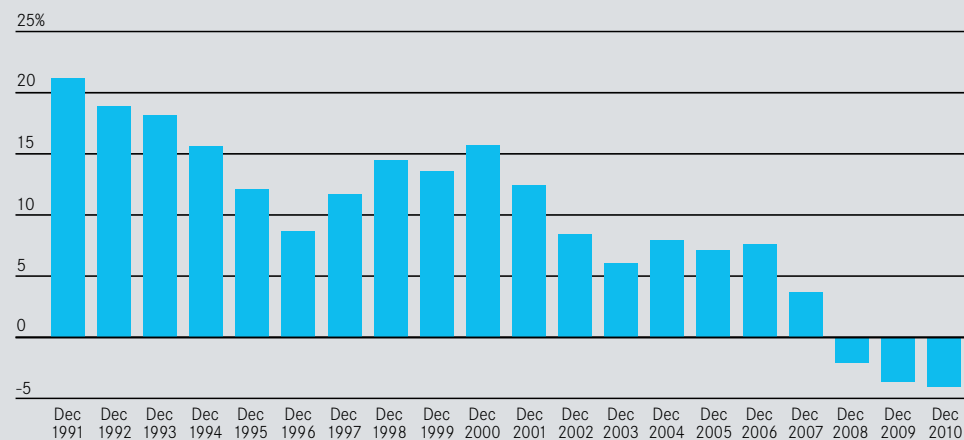
Past performance is no indicator of future performance.

Sources: BlackRock; Datastream. Stocks are represented by the MSCI World Index. Cash is assumed to return 2% annually. The data assumes reinvestment of all income and does not account for taxes or transactions costs. See important information overleaf.

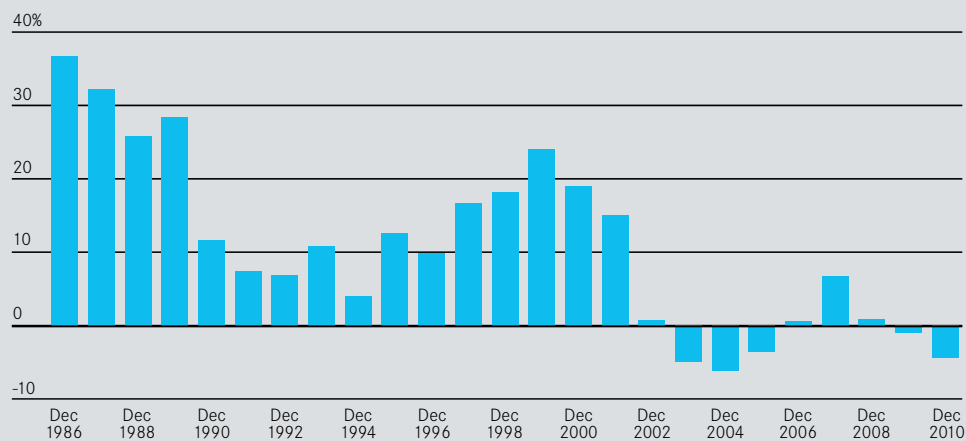
1 Year rolling returns (MSCI World ex Australia Index)



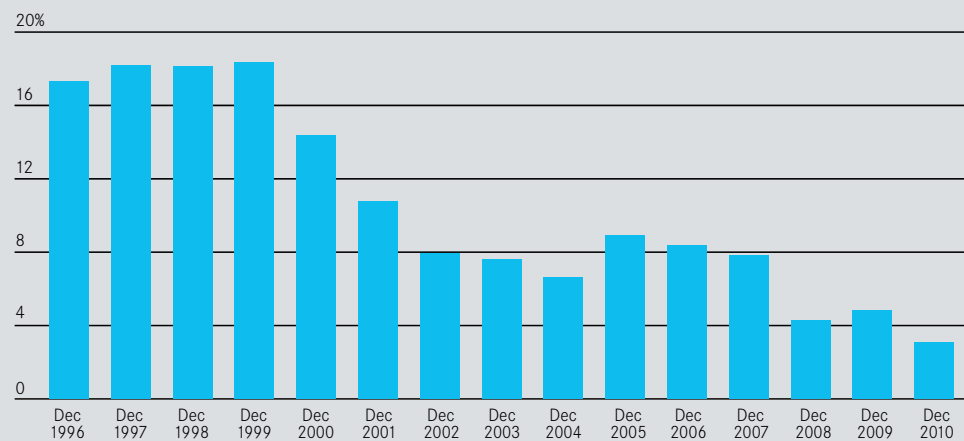
10 Year rolling returns (MSCI World ex Australia Index)



5 Year rolling returns (MSCI World ex Australia Index)



15 Year rolling returns (MSCI World ex Australia Index)



Source: MSCI Inc.

Past performance is not a reliable indicator of future performance.

Issued by BlackRock Investment Management (Australia) Limited ABN 13 006 165 975, AFS Licence Number 230523 (BlackRock). BlackRock, its officers, employees and agents believe that the information in this document is correct at the time of compilation, but no warranty of accuracy or reliability is given and no responsibility arising in any other way for errors or omissions (including responsibility to any person by reason of negligence) is accepted by BlackRock, its officers, employees or agents. This document contains general information only and is not intended to represent general or specific investment or professional advice. The information does not take into account an individual's financial circumstances. An assessment should be made as to whether the information is appropriate in individual circumstances and consideration should be given to talking to a financial or other professional adviser before making an investment decision. No guarantee as to the capital value of investments nor future returns is made by BlackRock. Past performance is no indicator of future performance. Long term performance returns show the potential volatility of returns over time. The value of investments and the income from them can fall as well as rise and is not guaranteed. You may not get back the amount originally invested. Fluctuation may be particularly marked in the case of a higher volatility fund and the value of an investment may fall suddenly and substantially.

Further information

Telephone: 1300 366 100
 Email: clientservices.aus@blackrock.com
www.blackrock.com.au

